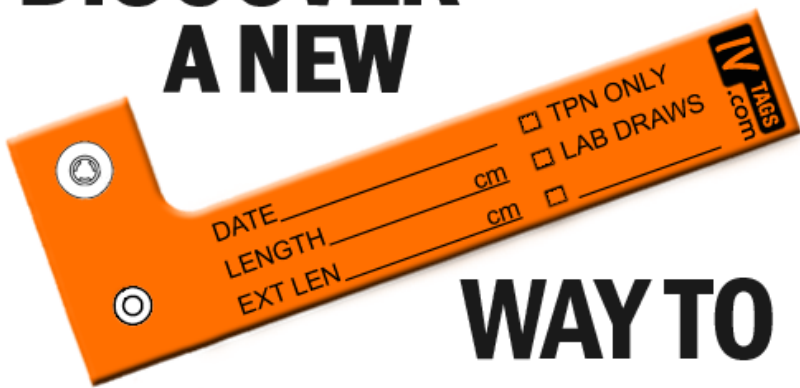


# DISCOVER A NEW



# WAY TO COMMUNICATE

## Easy snap on action!!

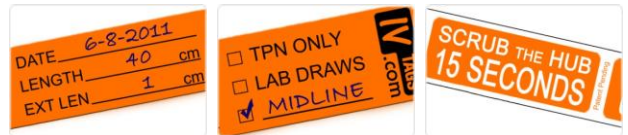
Label for all Central Vascular Access Devices with all the important information for your staff!!

To Use:

1. Remove IVTAG from storage container.
2. Use ball point pen or fine permanent marker to write on IVTAG designated areas....**let ink dry.**
3. Wrap extended tab around desired tubing and press snaps together, securing IVTAG to tubing.
4. IVTAGS is usable for all types of Central Vascular Access Device tubing.

## Labeling features:

- Date
- External Length
- Designate as Lab Port
- Free text area
- Catheter Length
- Save for TPN



## Who?

All patients with Central Venous Access Devices. Inpatient & Outpatient.

## Where?

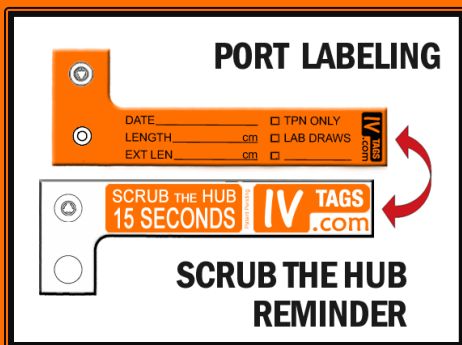
On Central Lines - PICCs, CVCs, Dialysis Lines, Etc. Inpatient & Outpatient.

## When?

At insertion of all CVC devices. Also whenever port labeling is needed.

## Why?

Communicate line info. Improve compliance to policy. Reduce CLABSI's.



[www.IVTAGS.com](http://www.IVTAGS.com)



Do not reuse



No Latex



Do not use if package is damaged

